



Get to the Truth

Forensic Clarification Solutions

dTective.

Video Clarification

ClearID.

Image Clarification

QE/AS.

Audio Clarification

dTective w/Service SP2
Released 09/2010

- **New Features Reviewed** -
- **Installation Notes** -



Thank you for choosing Ocean Systems as your solutions provider.

TABLE OF CONTENTS

New Features Summary.....	A
Installation and Unlocking Instructions	B
More Details	C
New Digital and Analog Workflows	D
Training	E

You Do Not Need to Uninstall Your Previous Version of dTective
before installing dTective w/SP2. The SP2 installer will uninstall
your previous installation.

Contact us if you have any questions so we can assist you.

800-253-7516
sales@oceansystems.com
support@oceansystems.com

A- New Features/Updates (Summary)

The following features are cumulative to those listed in previous releases.

1 - DVR dCoder v2.5.3 – Improved Audio and QT Support of AMA

Audio frame sync has been updated and the QT files exported are supported in Avid Media Composer v5.0 which adds Avid QT AMA support for direct file access without importing the media into Avid. Supported files include uncompressed QT files exported from dPlex Pro and DVR dCoder v2.5.3. Learn more in section C.

2 – CID Updated to v2.0.2 –Adds Photoshop CS5 Installer

CID v2.0.2 provides an installation option for Photoshop CS5.

3 – dPlex Pro v2.5.1 – Compatible with operating systems that are 64bit installation such as many Vista and Windows 7 systems, plus other updates

We made some interface improvements and internal changes to the program to make it more stable, easier-to-use, and more compatible with 64bit installations of the Vista and Window 7 operating systems. This release also allows you to work at different screen dot-per-inch (dpi) display settings other than 96 dpi.

4 – New Programs Folder structure for Ocean Systems programs

If you go start/programs, everything is now stored under a unified Ocean Systems folder. Example: Ocean Systems/dTective, Ocean Systems/ClearID, etc.

5 – ClearID Manual added to Programs Folder

You now have easy access to the ClearID manual under Programs/Ocean Systems/ClearID so you can reference it without launching Photoshop and ClearID

6 – Online Video Link added to Ocean Systems Programs Folder

From any system with internet access you can watch overview videos of current features and learn about updated workflows using our latest tools.

7 – Training Manual Updated from v7.1 in SP1 to 7.6

Ocean Systems Programs Included By Service Pack Release

Program	Version SP2	Version SP1
ClearID ⁽¹⁾	2.0.2	2.0.1
DVR dCoder	2.5.3	2.5.2 ⁽²⁾
dPlex Pro	2.5.1	2.5.0
Media Mover	Removed ⁽³⁾	3.1
archive-R	Not included	Not included
Avid AVX Plug-Ins		
dDeveloper	2.0	2.0
SpotLight	1.1	1.1
MAGNIFi	1.1	1.1
dDeveloper 4D	Not Versioned	Not Versioned
ArthiMATIC	Not Versioned	Not Versioned
Universal Noise Remover	Not Versioned	Not Versioned
Color Safe Levels	Not Versioned	Not Versioned
Color Safe Curves	Not Versioned	Not Versioned
dTective Manual	v7.6	v7.1
Free to – Support Date ⁽⁴⁾	1/14/2007	1/14/2007
Release Date	9/2010	2/2010

(1) Program will run in full featured demo until it is unlocked. If you don't own ClearID, you can use it in demo mode for 30 days. Required - Photoshop CS2 or higher which can be downloaded from the Adobe web site.

(2) DVR dCoder 2.5.3 will not need to be unlocked if you already have 2.5.2 installed and unlocked. But if are upgrading from a previous version, you will need a new unlock.

(3) archive-R from Ocean Systems is an improved project archiving tool that was released 5/7/2010. For more information, visit the Ocean Systems web site where you can watch a video overview and download a demo. Installing SP2 will not remove Media Mover from your system. archive-R can be purchased standalone or you can update your dTective support contract to get all the latest dTective tools.

(4) If you were in support on or after this date you are eligible for SP2.

B – Installation and Unlocking Instructions

You Do Not Need to Uninstall Your Previous Version of dTective before installing dTective w/SP2. The SP2 installer will uninstall your previous installation.

Installing and Unlocking dTective w/SP2

Unlocking dTective - Upgrading from SP1 to SP2

All dTective modules in SP2 should remain unlocked if you are updating from SP1.

Unlocking dTective - Upgrading from a previous version before SP1

DVR dCoder v2.53 - requires a new unlock code if upgrading from a version prior to DVR dCoder v2.52.

C - More Details

Avid Media Composer v5.0 - QT Support using Avid AMA

Avid Media Composer v5.0 adds Avid QT AMA support for direct file access without importing the media into Avid. Supported files including - uncompressed QT files exported from dPlex Pro v2.5 and DVR dCoder v2.5.3, QT-H264, .3gp, and more.

Avid AMA supports a number of different standard digital video camera formats from market leaders like Sony, Panasonic, JVC and Canon. It even works with QT from Flip cameras.

Web - To learn more about Avid AMA

www.avid.com/US/products/Avid-Media-Access

Video - Watch a Demo of media being accessed via Avid AMA

<http://www.youtube.com/watch?v=SMXN3cEh5so>

D - New Digital and Analog Work Flows

If you are new to the combination of DVR dCoder with TIFF export, ClearID, etc., you can visit the follow link for a summary and an overview video.

http://www.oceansystems.com/dtective/processing_overview.html

You can also contact your sales rep to review the new features and workflows.

E – Training

We highly encourage you to stay up to date with not only your tools but your training.

FVA 201: Continuing ED - Digital Video and Image Analysis - DVR dCoder/PS/ClearID

FVA 101: Introduction to Forensic Video Analysis - dTective/ClearID/Avid

DAC 101: Forensic Audio Clarification for FVA Personnel

LEVA: Forensic Video Certification Program @ University of Indy.

More about LEVA

We encourage you to get involved with LEVA and look into their Forensic Certification Program. Not only will you be able to network with some of the best and brightest forensic multimedia analysts in the world, but you will be exposed to comprehensive analysis and legal training on a path to FVA certification. Contact your sales representative to discuss your options or email sales@oceansystems.com.

OCEAN SYSTEMS **dTective**[®]

A Revolutionary Way to Clarify Forensic Video



dTective w/Service Pack 1 (SP1) - Released 02/4/2010

- **New Features Reviewed** -
- **Installation Notes** -
- **Release History** -



Thank you for choosing Ocean Systems as your solutions provider.

TABLE OF CONTENTS

New Features Summary.....	A
New Features in More Detail	B
New Digital and Analog Work Flows	C
Training	D
Installation and Unlocking Instructions	E
Release History	F

Do Not Uninstall Your Previous Version of dTective Before Installing dTective w/SP1

If you have any questions regarding these new features or have any additional questions, please contact us so we can assist you. 800-253-7516

A- New Features (Summary)

1 - Avid Media Composer v3.5 Dongle-less Support

- 1.1 dTective SP1 supports dongle-less mode.

2 - DVR dCoder v2.5.2

- 2.1 TIFF files exported from DVR dCoder are now viewable in more applications.

3 – MAGNIFi v1.1 and SpotLight v1.1

- 3.1 Avid key framing issue resolved for progressive projects.

4 - dPlex Pro v2.5

- 4.1 Avid “Send To” dPlex Pro integration has been refined.
- 4.2 **Frame Counter Window Expanded** - Now supports 7 digits numbers.
- 4.3 **Video Previews Controls** - Updated controls for previewing and scrubbing.
- 4.4 **Camera View Name Field Now 35% Wider**
- 4.5 **File Export Frame Rate Options** - PAL export frame rate feature updated.
- 4.6 **Export Settings Remembered** - dPlex Pro now remembers your last export.
- 4.7 **Project Save/Open Function Fixed – Issue with dPlex Pro v2.09**

5 – Training Manual v7.1

B - New Features (Explained in More Detail)

1 - Avid Media Composer v3.5 Support (Details)

1.1 Beginning with the release of Avid Media Composer v3.5, Avid can now be run with or without an Avid dongle. dTective w/SP1 supports both modes.

A - Systems shipped from Ocean Systems before Nov 1, 2009

Should you run Avid in a dongle-less mode or not?

dTective requires a dongle to run. Systems shipped before November 1, 2009, shipped with an Avid dongle and dTective is unlocked to that Avid dongle. If you select to run Avid in a dongle-less mode, dTective will remain unlocked to the Avid dongle so regardless of which mode you run the Avid in; you will still need the Avid dongle to run dTective. For this reason, we recommend you leave Avid unlocked to the Avid dongle.

If you have a single Avid dongle/license and you run Avid on more than one machine.

If you run Avid on more than one system and only own one Avid license and dongle, you may want to continue running Avid in the Avid dongle mode. Here is why. It is easier to move the Avid dongle from one system to the next versus going through the Avid online un-registration and re-registration process each time you want to move from one system to the next. Regardless of if you run Avid with or without the Avid dongle, dTective will remain unlocked to this Avid dongle so you will need it anyway.

B - Systems shipped from Ocean Systems after Nov 1, 2009

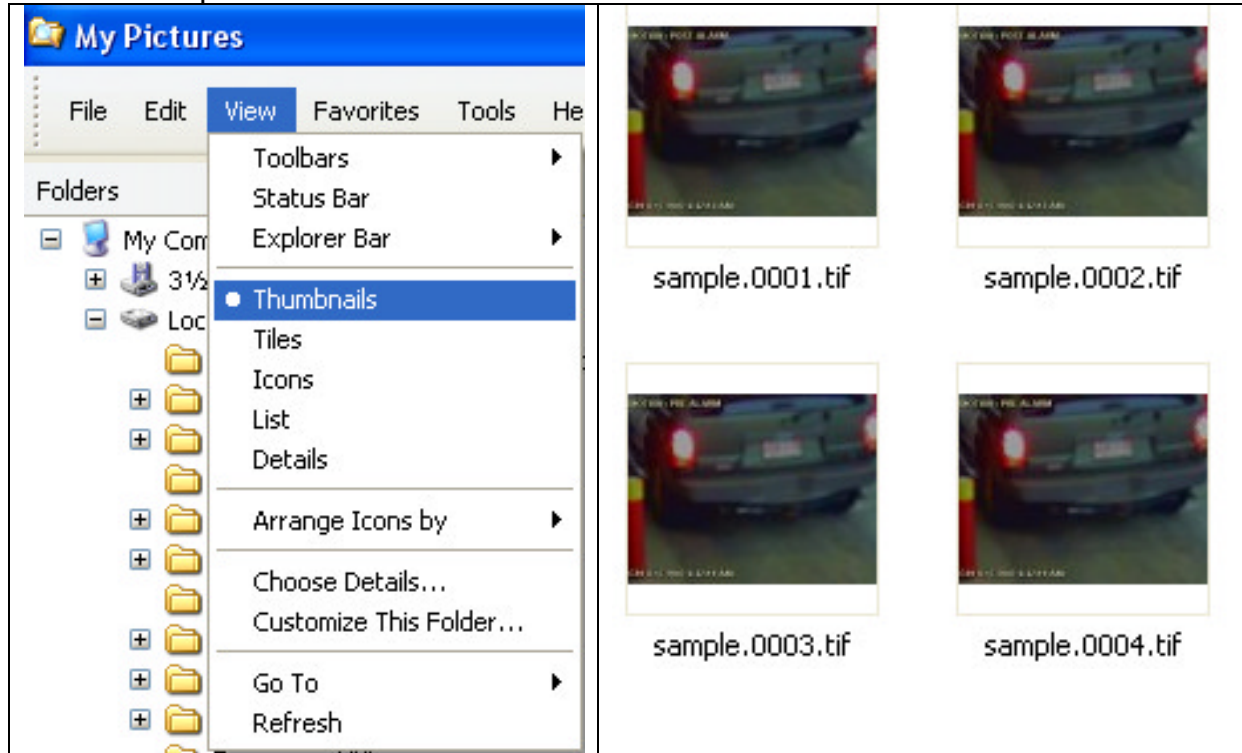
These systems did not include an Avid dongle.

These systems did not include an Avid dongle so they are running in the Avid dongle-less mode. Since dTective requires a dongle to unlock it, we provided a new separate dTective dongle which has a yellow tag.

2 - DVR dCoder v2.5.2 (Details)

2.1 TIFF files exported from DVR dCoder can now be viewed using more graphic files viewing programs such as (1) Windows Explorer and Windows Picture and Fax Viewer.

Windows Explorer - Thumbnail View



Windows Picture and Fax Viewer



3- MAGNIFi v1.1 and SpotLight v1.1 (Details)

3.1 When in an Avid Progressive project you could set the key-frames but when you went back to edit them, you could not see the changes taking effect. This issue has been resolved.

4 - dPlex Pro v2.5 (Details)

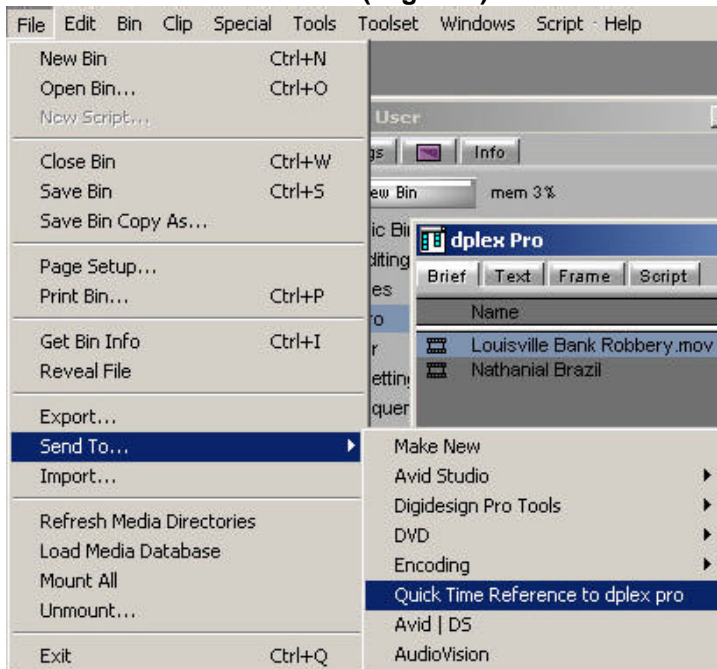
Avid “Send To” dPlex Pro integration has been refined

4.1 - The Avid "Send To" function reduces the steps required to get a video clip from Avid to external programs for further processing.

Once you set up the Avid "Send To" command to work with dPlex Pro, you simply highlight the multiplexed clip in the Avid bin or timeline then select “Send To” QuickTime Reference To dPlex Pro (Figure 1). Avid will automatically create the QuickTime reference export file and send it to dPlex Pro which will then automatically launch with the clip in the dPlex Pro viewer.

If you have been using the Avid “Send To dPlex Pro” command with dPlex Pro v2.09 or previous versions, you no longer need to rename the camera views before saving the camera video clips.

AVID “SEND TO” dPlex Pro (Figure 1)



Avid "Send To" dPlex Pro Set-Up Instructions

Instructions to set up the Avid "Send To" dPlex Pro function are posted on the Ocean Systems web site at this URL.

http://www.oceansystems.com/support/faq/OS/dPlexPro_Avid_send_to_command_ID84.html

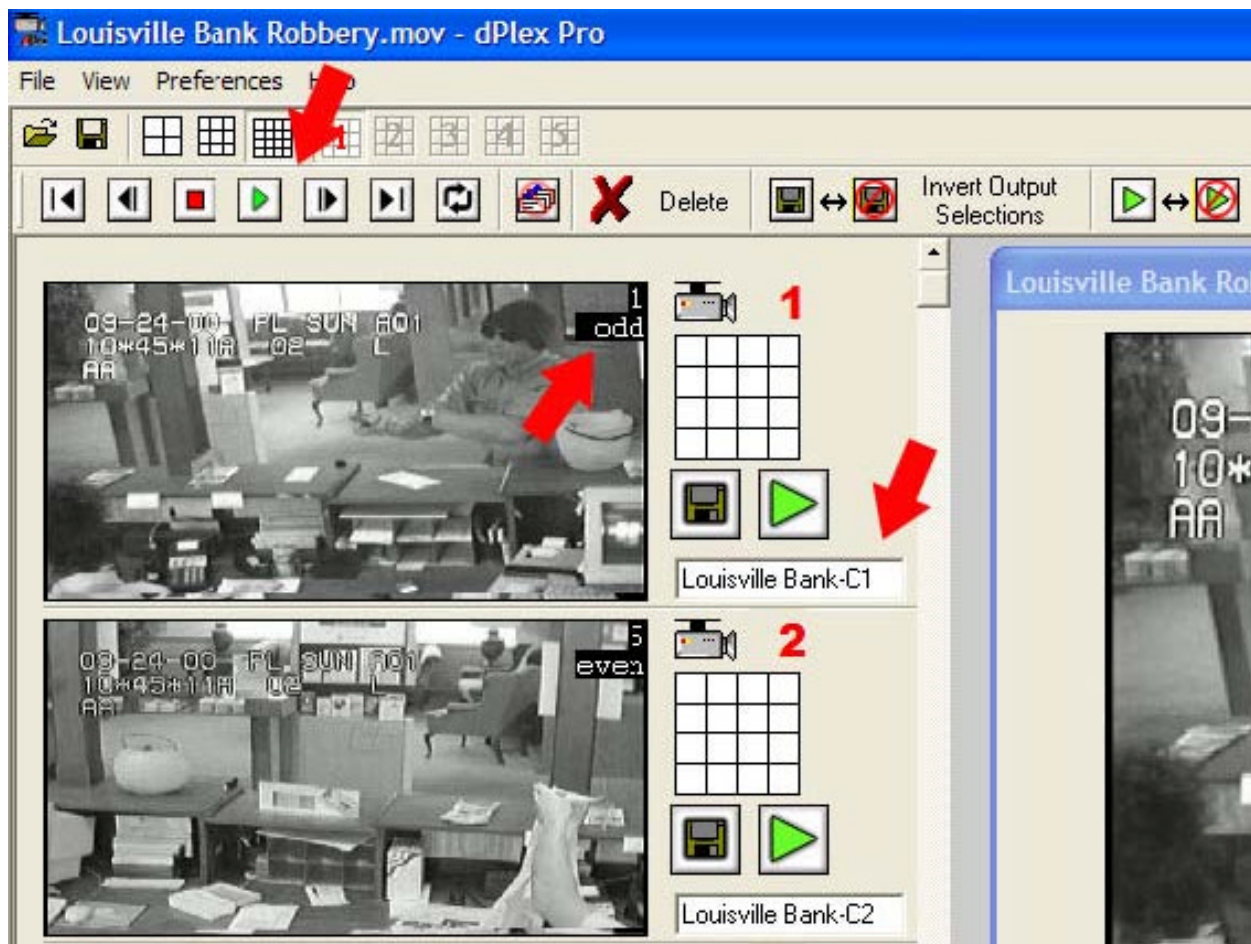
dPlex Pro Interface Improvements

4.2 Video Previews Controls – More responsive controls for previewing.

4.3 Frame Counter Window Expanded - Now supports 7 digits numbers

4.4 Camera View Name Field Now 35% Wider

Product Improvements Regions Labeled by Red Arrows



dPlex Pro File and Settings Updates

- 4.5 **File Export Frame Rate Options** - PAL export frame rate feature updated
 - 4.6 **Export Settings Remembered** - dPlex Pro now remembers your last export
 - 4.7 **Project Save/Open Function Fixed – Issue with dPlex Pro (v2.09 only)**
dPlex Pro v2.09 had an issue with saving projects therefore they couldn't be opened after saving. This functionality has been restored in dPlex Pro v2.5. You can now save and restore dPlex Pro projects again. Version 2.5 will also open dPlex Pro projects from previous versions - excluding v2.09 projects which had the saving issue.
-

C - New Digital and Analog Work Flows

NEW Digital and Analog Video Workflows

The combination of DVR dCoder v2.52 with TIFF export and ClearID v2.x provides you a streamlined yet powerful digital video workflow. Additionally, ClearID expands your analog video and latent print clarification arsenal.

Watch this video overview of the latest digital video workflow using DVR dCoder and ClearID http://www.oceansystems.com/dtective/processing_overview.html

D – Training

We recommend you contact us for updated training regarding newest workflows for digital and analog video using the latest tools

FVA 101: Introduction To Forensic Video Analysis -dTective/ClearID/Avid

FVA 201: Continuing ED -Digital Video and Image Analysis -DVR dCoder/PS/ClearID

DAC 101: Forensic Audio Clarification for FVA Personnel

LEVA: Forensic Video Certification Program @ University of Indy

E – Installation and Unlocking

Do Not Uninstall Your Previous Version of dTective before installing dTective w/SP1

The Ocean Systems dTective w/SP1 installer will back up your dTective AVX plugin(s) in case you need them to recreate old cases. While this rarely is an issue, we are providing you this extra feature just in case.

- dVelooper, dPlex, SpotLight, MagniFi, dVelooper 4D, Arthimatic, UNR - Universal Noise Remover, Color Safe Curves, Color Safe Levels

Unlocking dTective w/SP1

DVR dCoder v2.52 (requires a new unlock code) - This code will be emailed to the address you provided on the download form.

All other dTective modules in dTective w/SP1 should remain unlocked from your previous installation.

Included in dTective w/SP1

Program	Version
DVR dCoder	2.5.2
dPlex Pro	2.5
Media Mover	3.1
Avid AVX Plug-Ins	
dVelooper	2.0
SpotLight	1.1
MAGNiFi	1.1
dVelooper 4D	Not Versioned
ArthiMATIC	Not Versioned
Universal Noise Remover	Not Versioned
Color Safe Levels	Not Versioned
Color Safe Curves	Not Versioned
dTective Manual	v7.1

E – Release History (dTective)

All releases are cumulative to the previous releases.

NAFD = Not available for download.

09/15/2008 v5.5.3FX - (For nVidia FX1100 through FX1500 Only)	
ClearID v2.0	Demo program or upgrade program installation option added
DVR dCoder v2.51	Sentinel dongle driver installation included
dTective AVX plug-ins	Removed RT from label in FX palette
Training Manual	v6.4 (Acrobat Reader Required)

Known Issues

dPlex Pro 2.08 - not able to save QuickTime movies when installed along with nVidia 100 series driver.

07/17/2008 v5.5.3 - NAFD	
dTective AVX plug-ins	Resolved issue with UI preview window not displaying correctly when used with Media Composer 3.0

04/24/2008 v5.5.0 - NAFD	
DVR dCoder v2.5	Adds TIFF export option and adjustable video playback rate
MAGNIFi	Resolved issue - some users could not keyframe the view to turn off and then back on
SpotLight	Resolved issue - Spotlight showing as an "oval" to show as a Circle in progressive projects
dDeveloper	Resolved render issue with dDeveloper in a progressive project you could preview but not render
Training Manual	v6.3 (Acrobat Reader Required)

11/19/2007 v5.1 - NAFD	
Media Mover	Media Mover 3.0.3 (supports MXF format)
dCoder	dCoder manual added
Training Manual	v6.2

4/12/2007 v5.01 - NAFD	
Training Manual	v6.0 (Acrobat Reader Required)

Release History (dTective)

All releases are cumulative to the previous releases.
NAFD = Not available for download.

Program	Version v6.1	Version SP2	Version SP1
ClearID*	2.5**	2.0.2	2.0.1
archive-R	1.0	Not Included	Not Included
DVR dCoder	2.5.3	2.5.3	2.5.2
dPlex Pro	2.5.1	2.5.1	2.0.1
Avid AVX Plug-Ins			
dVeloper	2.0	2.0	2.0
SpotLight	1.1	1.1	1.1
MAGNIFi	1.1	1.1	1.1
dVeloper 4D	Not Versioned	Not Versioned	Not Versioned
ArthiMATIC	Not Versioned	Not Versioned	Not Versioned
Universal Noise Remover	Not Versioned	Not Versioned	Not Versioned
Color Safe Levels	Not Versioned	Not Versioned	Not Versioned
Color Safe Curves	Not Versioned	Not Versioned	Not Versioned
dTective Manual	v7.6	v7.6	v7.1
Release Date	9/2010	9/2010	2/2010

09/15/2008 v5.5.3FX - (For nVidia FX1100 through FX1500 Only)	
ClearID v2.0	Demo program or upgrade program installation option added
DVR dCoder v2.51	Sentinel dongle driver installation included
dTective AVX plug-ins	Removed RT from label in FX palette
Training Manual	v6.4 (Acrobat Reader Required)

Known Issues

dPlex Pro 2.08 - not able to save QuickTime movies when installed along with nVidia 100 series driver.

07/17/2008 v5.5.3 - NAFD	
dTective AVX plug-ins	Resolved issue with UI preview window not displaying correctly when used with Media Composer 3.0

04/24/2008 v5.5.0 - NAFD	
DVR dCoder v2.5	Adds TIFF export option and adjustable video playback rate
MAGNIFi	Resolved issue - some users could not keyframe the view to turn off and then back on
SpotLight	Resolved issue - Spotlight showing as an "oval" to show as a Circle in progressive projects
dDeveloper	Resolved render issue with dDeveloper in a progressive project you could preview but not render
Training Manual	v6.3 (Acrobat Reader Required)

11/19/2007 v5.1 - NAFD	
Media Mover	Media Mover 3.0.3 (supports MXF format)
dCoder	dCoder manual added
Training Manual	v6.2

4/12/2007 v5.01 - NAFD	
Training Manual	v6.0 (Acrobat Reader Required)